

PARIS



2023 - 2024 International Student's Welcome Guide



GRENOBLE
ECOLE DE
MANAGEMENT
18, RUE DU GÉNÉRAL DE GAULLE 38000 GRENOBLE
CEDEX 09 FRANCE



TABLE OF CONTENTS

1. Grenoble Ecole de Management Paris Campus

- P3 - 9 - [About the Campus](#)
- [Key Figures](#)

2. Study In Paris

P9 - 21 Administrative Procedures:

- > [Visas and residence permits](#)
- > [Accommodation](#)
- > [Opening a bank account](#)
- > [Health](#)

P22 - 27 Living in Paris

- > [Preparing your budget](#)
- > [Dining](#)
- > [Getting Around](#)
- > [Going Out](#)



P28 - 33 3. Becoming a student in Paris campus

- > [Enrolment](#)
- > [Orientation week](#)
- > [Resources](#)
- > [Association](#)
- > [CSR](#)

P34 - 36 4. Practical information

- > [Calendar](#)
- > [Acronyms](#)
- > [The good plans](#)
- > [Check-lists](#)

Be sure to check the following epidemic-related websites frequently for updated information:

[The French government information site](#)

[Travel advice from the Ministry of European and Foreign Affairs](#)

In the current context, dates are provisional and some procedures might evolve.

I. GRENOBLE ECOLE DE MANAGEMENT PARIS CAMPUS



Photo: © Mateya Lux

Located in Pantin, our new Paris campus reflects our social and environmental responsibility: zero waste. At the heart of a green lung, modular, it is designed for the well-being of its users and adapted to new methods of teaching and co-construction.

A Campus of the Eco transition in Pantin

In the heart of the city of an ancestral agricultural land in the suburbs of Paris, our campus is located alongside the canal de l'Ourcq, in a neighborhood undergoing urban transformation with a mix of populations, facilities and retail outlets.

Green spaces, no cups in the drink dispensers, water fountains everywhere instead of plastic bottles formally forbidden: GEM Campus Paris is a 100% Zero Waste green campus.

A building designed for hybrid learning

Designed on 2500m²
Based on **GEM's Learning Model**, our campus has :

- 20 Classrooms
- learning center de 120 m²
- Project rooms
- Boxes
- Modular rooms
- Rooms for Executive Education
- Auditorium

Everything is done for a co-constructed learning experience

The premises can be freely arranged by all:

- No classroom is fixed, all the furniture is flexible.
- The rooms are outfitted with several writing surfaces and touch screens to promote learning in project mode, to exchange data or to send them directly to the teachers.
- The creation of virtual work groups is encouraged thanks to adapted equipment: students can be in a classroom while others are in project spaces all over the campus and can therefore collaborate together.

USEFUL INFORMATION


GEM PARIS

CAMPUS OF THE FUTURE



RECEPTION HALL

Photo: © Mateya Lux



GREEN AREA

USEFUL INFORMATION

GEM PARIS CAMPUS OF THE FUTURE





Photo: © Mateya Lux

USEFUL INFORMATION

GEM PARIS

AROUND THE CAMPUS



Useful information

GEM Paris

Address

Address : 183 avenue Jean Lolive
93500 Pantin

Opening hours

Monday through Friday.
7h30am - 08h30pm

Learning center

• Monday through Friday. 8h00am - 08h00pm

News, special closures, and other -related information: type Campus de Paris in Yammer.

Contact:

Accueil : 01 87 03 07 66

accueilgem-paris@grenoble-em.com

E-center.paris@grenoble-em.com

Maintenance: parismaintenance@grenoble-em.com



[Visite virtuelle du campus](#)

Access to the campus



- Public transport and soft mobility: Metro line 5, Église de Pantin,
- futur Tram TZen, RER E,
- Vélib terminals
- 2 entry : Av. Jean Lolive & canal de l'Ourcq side

Printers are available on each floor, lockers are available on the first floor, and vending machines for drinks and snacks are available on the ground and fifth floors. Restrooms on all floors near the elevators.

Restauration



GANGNAM
(Korean specialties)
140 Av. Jean Lolive
93500 Pantin
09 81 90 45 33

Le Galanga
(specialties Thai)
5 Place Cécile
Brunschvicg
93500 Pantin
01 56 96 45 02

O'DÉLICES PANTIN
(Chinese specialties)
131 Av. Jean Lolive
93500 Pantin
01 48 40 36 80

Ocimum
(Italian specialties)
49 Av. Jean Lolive
93500 Pantin
09 63 58 93 68

Lezz-Et
(BBQ)
149 Av. Jean Lolive
93500 Pantin
01 41 71 50 16

Pause Cafe
(Fast food)
149 Av. Jean Lolive
93500 Pantin
01 48 45 14 38

Le Vertigo 104
104 Av. Jean Lolive
93500 Pantin
01 48 46 71 57

Relais Resto Pantin
61, rue Victor Hugo
n93500 Pantin
01 48 91 31 97



In addition, on the ground floor there is a cafeteria where affordable meals can be found.

KEY FIGURES

1500
students



500
international
students

15
Programs



120
Members
of teaching
and staff

22
Student's
Association



Student
integration
service



2. STUDY IN PARIS



VISAS & RESIDENCE PERMITS

A visa is generally not required if you are a citizen of a member country of the European Union or the European Economic Area, or of Andorra, Monaco, Switzerland, San Marino or the Vatican. For complete list, visit www.europa.eu.

Students from all other countries must obtain a FRENCH STUDENT VISA from the French Consulate in their country of origin.

Students residing elsewhere than their home country must apply to the nearest French Consulate providing proof of residence in the country of application.

To determine whether you require a French student visa, please visit: [France-Visas website](#)

in which you may also find information on the documents that must be enclosed with your application, as well as the corresponding fees.

You may be required to register for the "Etudes en France" or EEF procedure before applying for a French student visa, depending on your country of residence (not your citizenship). To find further details please browse to www.campusfrance.org

- ⚠ Bear in mind: you are coming to France as a student, not as a tourist, even if your study period is short. A tourist visa is not enough and you risk being expelled from France after 3 months and the diplomas or credits obtained will not be recognized.
- ⚠ Ensure that you check which type of visa has been issued to you.

2. STUDY IN PARIS

ADMINISTRATIVE PROCEDURES: VISAS & RESIDENCE PERMITS

Different types of visa for studying in France

- Long-stay visas valid as a residence permit for students, or VLS-TS student visas
- Student Temporary Long Term Visa (VLS-T)

It allows you to pursue studies in France for a period of four months to one year. It must be validated upon your arrival in France. If you would like to continue your studies after it expires, you may apply for a multi-annual residence permit (carte de séjour pluriannuelle)

It entitles you to travel freely in all countries of the Schengen Area; work 964 hours per year (20 hours per week), supplement your financial resources using VISALE (a free deposit service for students), benefit from a rental subsidy offered by the CAF (Caisse d'allocations familiales) and extend the duration of your stay beyond the expiry date of the residence permit issued.

Note:

Validation of this type of visa must be done within three months of arriving in France. To do so, visit: <https://administration-etrangers-en-france.interieur.gouv.fr>

It allows you to study in France for a period of four to twelve months, move freely within the Schengen area and benefit from French social security.

This type of visa:

- Requires no validation
- Can't be renewed.

Caution: This type of visa, unlike the (VLS-TS), will not allow you to work during your studies, to benefit from VISALE, to receive housing assistance from the CAF, or to extend your stay beyond the validity of the residence permit issued.



Renewing a residence permit

Your residence permit is about to expire but you want to stay in France to continue your studies? You may request a renewal by submitting an online application on the website:

<https://administration-etrangers-en-france.interieur.gouv.fr>

For further procedure instructions, refer to this [Website](#).

Attention: this request must be submitted three months prior to the expiration of your residence permit.

After Your Study

Foreign graduates have many ways to get a job in France. Depending on the nationality of your country, you either need a temporary residence permit or not.

European students:

Foreign students from a European Union countries, European Economic Area or Switzerland can stay in France to look for a job after graduation.

Non-European students:

To stay in France after graduation, non-European students holding a master's degree can apply for a residence permit to work or change their status.

Note! No organization, individual or entity has any right in the visa issuance process, which is the entire responsibility of the French consular services. Therefore, we invite you to quickly contact the nearest Campus France center and/or the French Consulate.

2. STUDY IN PARIS

ADMINISTRATIVE PROCEDURES:

VISAS & RESIDENCE PERMITS

Different types of residence permits following graduation

➤ "JOB SEEKER/ NEW BUSINESS CREATOR"

valid for 12 months and not renewable. It allows foreign students to stay in France at the end of their studies to complete their training with a first professional experience, or to create their own company.

Application conditions:

- You reside (or have resided) in France with a student residence permit
- You have obtained a Master's degree, a Specialized Master's degree, a Master of Science (accredited by the Conférence des Grandes Ecoles) or another degree at least equivalent to a Master's degree. Find out More information [here](#).

Students from [countries with agreements on migration flows with France](#) can apply for a temporary residence permit (APS).

📌 Attention:

Further rules may apply to European and [Algerian students](#).

➤ TEMPORARY RESIDENT PERMIT ("APS")

The provisional residence permit (APS) is only accessible to international students from [countries that has signed a bilateral agreement with France](#) (regarding professional migration).

It is valid for one year, allows you to stay in France after the end of your studies, to look for a job (without restrictions) or to prepare the creation of a company in a field corresponding to your training.

To learn more, visit this [website](#)

📌 Bear in mind:

Your APS application must be sent to your [local prefecture](#).

📌 Caution:

Do not wait until your APS expires before applying for a status change. Do so as soon as your situation changes.

➤ TALENTED PASSPORT: MULTI-YEAR RESIDENCE CARD



A multi-annual residence permit for Non European students, delivered under certain conditions.

1. You have obtained a professional degree or a Specialized Master / Master of Science (accredited by the Conférence des Grandes Ecoles) or at least equivalent to a Master's degree in France.
2. You hold an employment contract of more than 3 months which provides for a gross annual remuneration equal to or greater than 40 295 €.

It allows you to reside and work in France. It does not require a work authorization application by your employer.

For more details on the application process, please [click here](#).

2. STUDY IN PARIS



ACCOMMODATION

Finding accommodation in Paris can be a real challenge for international students, as the rental market is very tight and certain conditions must be met.

Since the Parisian rental market is quite tense, it is very common and uncomfortable to find yourself competing with other visitors at the same time. We recommend you to start looking and applying for lodging as early as possible (April if you plan to apply for lodging at the ([Cité internationale](#)), as August will be too late.

Keep in mind that landlords prefer a long stay (a full academic year of renting) to a short stay.

In order to provide our international students with an efficient housing service, GEM has concluded an agreement with [Studapart](#), which can help you find suitable accommodation. To find out more, [click here](#)

Note! It is students' responsibility to find their own accommodation. Please note that Grenoble Ecole de Management provides general information about platforms/services/residencies and may in no circumstance be held accountable for any problems arising. Accommodation is a personal choice as well as the booking procedure.

2. STUDY IN PARIS

ADMINISTRATIVE PROCEDURES:

ACCOMMODATION

➤ Housing options

For your stay in France, you have many housing options. Whether you choose a public or private building, a student residence or an apartment that you can occupy on your own, with other students, with a family or in a home stay, you have a choice. Don't panic! [Here](#) you will find all necessary information that will help you understand the different types of student housing and assist you in your search.

➤ Guarantor

In France, in order to rent accommodation from student residences, real estate agencies or landlords, it is necessary to have a guarantor. This is a person from your family (or an organization/company) who certifies that you are a reliable person and who will sign a legally binding agreement to pay the rent in case you are not able to do so. Should you not have a guarantor, [Studapart](#), our partner, can be your guarantor.

➤ Housing & Liability insurance

A compulsory insurance when you are a tenant or owner of a property. It covers rental risks (fire, water damage...) and natural disasters (storms, floods). This insurance is often called "multi-risk rental insurance". The landlord will require a document as proof before handing over the property keys.

In private student residences, housing insurance may be included or offered as part of their package. Verify this before subscribing one with an insurance broker.

This insurance not only protects accommodation but also the tenant. It must be enclosed with a **civil liability insurance** (damage to a third party).



It covers the tenant in case of an accident to him/herself or if he/she hurts somebody, even outside the housing. Most of the times, the civil liability insurance included with housing insurance covers only a restricted perimeter from your home address.

You will need to be attentive and buy the insurance that fits with the type of accommodation you have (room, studio, flat – shared or not). Pay attention to your housing contract and the insurance contract.

Most of insurance brokers will offer housing and civil liability insurance together.

To name a few:

AXA : www.axa.fr

MAAF: www.maaf.fr

MAIF: www.maif.fr

MMA: www.mma.fr

📢 Attention:

According to the types of insurance, the risks covered are not the same - you should look closely at the contracts offered.

In the event of theft, you must report this to the police and do not touch anything before authorization. It is then necessary to make a statement to your insurance company.

➤ Subletting

Subletting in Paris is very common and it is legal as long as the property owner or real estate agency give their agreement.

Before accepting any sublease offer:

- It is important to ensure the legality of the sublease.
- Make sure to get all the accommodation evidence needed to renew your residence permit (if necessary)
- Make sure to get housing insurance in your names (insurance contract will not cover non-declared subletting!)

📢 **Bear in mind:** In most cases of subletting, you will not be able to get financial support from CAF

2. STUDY IN PARIS

ADMINISTRATIVE PROCEDURES:

🏠 ACCOMMODATION



Assistance from the CAF:

Good news! You may be eligible for housing assistance. In this case, the CAF (Caisse d'allocations familiales) will grant you a subsidy under one of the two national programs (APL, Aide Personnalisée au Logement; or ALS, Allocation de Logement à caractère Social). Many foreign students already benefit from these programs. You must hold a VLS-TS (visa de long séjour et titre de séjour) to be eligible for CAF assistance.

Everything can be done online. Don't hesitate to do an [online simulation](#) to learn whether you're eligible and find out how much assistance you might be able to receive each month.

➤ Deposit

For any type of accommodation, a deposit will be required. Its amount is equal to 1 or 2 months of rent when the apartment is furnished. This sum of money will be completely returned or refunded when the tenant moves out and if the accommodation is not dirty and has not been damaged during his/her stay.

To get an idea of the monthly budget for accommodation after the first month, you should remove the costs related to the deposit, real estate agency fees/administrative fees

➤ THE ADVANCE NOTICE ("LE PRÉAVIS")

Typical rental contract in France is for one to three year(s). That means if you want to leave your apartment before the end of your contract, you will have to send a written notice in French by post and it should be a registered letter with acknowledgement of receipt to your landlord three or one month before departure date.

(this is determined in the lease contract) [Find here](#) an example

Typical terms and abbreviations you will encounter when looking through ads for apartments:

Term/Abbreviation:

- ASC. Ascenseur
- C.C Charges (locatives)
Comprises
- CH. Chambre / Chauffage / Charges
- CHAUFF COLL
- CHAUFF. INDIV.
- Cuisine.
- Cuisine américaine
- DB/ Droit de bail
- DBLE/Double
- DS MAISON
- EAU CH/Eau chaude
- EAU FR. Eau froide
- ET./Etag
- EXPO/Exposition (suivie de Nord, Sud, Est, Ouest)
- Meublé
- Part/Particulier
- R.D.C/Rez-de-Chaussée
- SDB/Salle de Bains

English Meaning :

- Elevator/Lift
- Rental charges included in the rent
- Be careful! This can either mean bedroom, heating or rental charges
- Community heating
- Individually controlled heating
- Kitchen (not equipped)
- Kitchen open to the living room
- Lease
- Double
- Flat in a house
- Hot water
- Cold water
- Floor
- Apartment faces (description followed by North, South, East, West)
- Furnished
- Property owner
- Ground floor
- Bathroom

🔔 **Remember:** You must be extremely careful with ads and offers from the Internet.

2. STUDY IN PARIS

ADMINISTRATIVE PROCEDURES:

🏠 ACCOMMODATION

Moving in



➤ INCOMING INVENTORY FIXTURES (« L'ETAT DES LIEUX D'ENTRÉE »)

Once the agreement has been signed, when you are about to pick up keys and move in, you and the landlord must complete an "inventory of fixtures". This inventory lists all of the rooms and equipment/furniture provided in the unit and specifies their condition. You will need to examine and report in this inventory of fixtures anything that is not in good condition. Allow sufficient time to complete this inventory as thoroughly as possible. Both you and the landlord will be signing the inventory at the beginning of the lease, which will be compared to the departure inspection upon your departure.

⚠ Attention:

Be sure to keep a copy of the Inventory of Fixtures with your copy of the lease agreement.

➤ Signing a lease agreement (a rental contract) "LE BAIL":

The lease is the contract that proves that you rent your housing legally. With the owner, you will have to sign the lease in which the following points should be clearly stated:

- Effective date and duration
- Accommodation designation and description
- Amount of rent, deposit and payment methods.
- Extra charges or "loads" ("Charges" for maintenance of the common areas in the building)
- Advance notice period

During your stay

➤ RENT RECEIPT (QUITTANCE DE LOYER)

A monthly receipt issued by the landlord, once you have paid your rent each month. It is evidence that you have paid your rent and can be used as proof of your residential address in France.

➤ HOUSING TAX (TAXE D'HABITATION)

An annual tax that concerns all persons who rent a dwelling on January 1st of each year. Your landlord can also pay this tax directly. He or she may ask you to pay the tax in advance when you move in, or may include the amount in your rent. In either case, ask for written confirmation and receipts.

It is collected for each type of accommodation, so if more than one student lives in the accommodation, the tax must be shared among all the roommates.

It is approximately equal to your monthly rent and you will have to pay it around September-November of the second semester.

Make sure you discuss this tax with your landlord before you sign your housing contract and try to reach an agreement, or else you might have a surprise request for payment of this tax in the mail when you return.

➤ CONTRACT CANCELLATION WITH SERVICE PROVIDERS (RÉSILIATION DU CONTRAT)

Upon moving out of your apartment, do keep in mind to cancel your gas, electricity, internet and/or water subscriptions.

To do so, you need to provide the gas/water/electricity meter readings. Therefore, be sure to note or take a picture of the water/electricity/gas meters before moving out. As far as internet services are concerned, if you had to subscribe to a package, you will have to return your internet box to avoid paying extra fees. Also, if you are a CAF beneficiary receiving monthly financial aid, you must notify them that you are moving. Otherwise, they will ask you to reimburse all the money sent after your departure.

2. STUDY IN PARIS

ADMINISTRATIVE PROCEDURES:

🏠 ACCOMMODATION

Electricity, Water, Phone & Internet services



➤ ELECTRICITY & GAS:

If you rent an apartment through the private real estate market, you will be responsible for opening an account with the electricity and gas suppliers. Many different energy suppliers operate in France. Some are traditional companies ([EDF](#), [ENGIE](#)), others have appeared more recently with the opening of the market to competition ([TOTAL ENERGIES](#), [ENI](#), [Planète Oui](#), [ILEK](#) among others). Do not hesitate to compare their offers.

If you choose to rent a room in a residence hall, the cost of electricity and gas will most likely be included in your rent.

📢 Attention:

If your landlord receives the electricity bills for your apartment and then charges you afterwards, make sure to pay them only if you see them!

➤ WATER:

When renting, check first if cold water is included in the charges of your rental contract. Generally, in Paris, it is and you don't need to subscribe to anything. If you live outside of Paris, you may need to connect to the water utility and sign a contract. In Paris, the water supplier is ([Eau de Paris](#)).

➤ TELEPHONE & INTERNET:

France has four major telephone and Internet operators. Each network offers a wide range of subscriptions.

French operators generally offer packages including: cell phone, home phone line, internet and cable TV. Their offers often include "free" phone calls to 30 to 40 different countries. Be aware that many of them require a 12-month subscription.

The four major telephone and Internet operators in France:

- [Orange \(France Telecom\)](#)
- [SFR](#)
- [FREE](#)
- [BOUYGUES](#)

Documents required to subscribe to a plan:

- ID (passport or other)
- Proof of residence
- The floor and the door number of your apartment
- The name and phone number of the previous tenant (ask your lessor about it)

➤ TROUBLESHOOTING: ELECTRICITY:

ENEDIS (regardless your service provider)

Emergency number in Paris:

09 72 67 50 75

Emergency number outside of Paris, in Ile-de-France:

09 72 67 50 + the 2 numbers of your department (that are the first two numbers of your post code)

GAS:

Gas emergency:

0 800 47 33 33

This service intervenes for free in case of a gas leak or a gas odor.

WATER:

EAU DE PARIS (in Paris)

Emergency number: 09 74 50 65 07

VEOLIA (in the suburbs of Paris)

Emergency number: 0 969 369 918

2. STUDY IN PARIS

ADMINISTRATIVE PROCEDURES:

ACCOMMODATION

Considerations to take into account while searching for accommodation

To ease your settling in Paris, you should consider the following points:

➤ Where to live in Paris

When searching for an apartment in Paris, it is important to understand the Paris arrondissements, or districts. Get familiar before starting searching: www.expatica.com

Briefly, there are 20 arrondissements, and each arrondissement has its own number, in the pattern of a spiral, starting with the 1st arrondissement in the heart of the capital and ending with the 20th outside the northwest.

Some arrondissements are large enough to contain neighborhoods of different social character - such as the 13th, 17th, 10th, and 20th - but, on the whole, the mere mention of the arrondissement number on a zip code is a social statement. The 16th is synonymous with great wealth, the 18th with working class and ethnic populations, and the 6th with fashion and chic.

Parisians describe their neighborhoods by the arrondissement number rather than by place names.

Paris neighborhoods are also named according to their position relative to the Seine:

- Rive Gauche (south side of the Seine)
- or Rive Droite (north side of the Seine)

About tenant's rights in France : to get accurate information about legal issues concerning tenant's rights in France you can contact [ADIL](#), a French organization that provides free legal advice, Information is available only in French but you can ask for an English speaker if you make an appointment with a legal counsellor.

➤ Regarding the offers



Fully furnished housing (to avoid extra expenses and to facilitate a quick move).

English-speaking staff in private student residences (as language can be a barrier with landlords, as well as understanding the regulations in place).

Reservation facilities for international students (no need for a French guarantor).

Additional charges and equipment included (water, electricity, security, internet, housing insurance, gym, laundry... so that you don't have to subscribe to a contract for each of these equipments and to make administrative procedures in French).

🔔 Bear in mind:

Apart from student residencies, accommodation offers from property owners or real estate agencies will usually never include facilities such as electricity, water, or the Internet. The C.C mention (meaning all charges included) refers to the costs related to the maintenance of the building: the cleaning of the outside bin, etc.

Locations near the GEM:

Paris 10, Paris 11, Paris 18, Bobigny, Noisy-le-Sec.

As Paris is the biggest city in France, commuting within the capital can be time-consuming, up to one hour per trip.

2. STUDY IN PARIS



THE FUTURE IS YOU  SOCIETE GENERALE

ADMINISTRATIVE PROCEDURES

OPENING A BANK ACCOUNT

You will need a bank account in France to receive the financial housing assistance if you are entitled to it, as well as for medical reimbursements.

Don't forget to ask for a RIB (Relevé d'Identité Bancaire), which is the details of your bank or postal account, as well as a credit card and a checkbook.

European Citizen?

Students from the E.U (plus Norway, Iceland, Liechtenstein, Switzerland, Monaco and San Marino) might have a **SEPA "Single Euro Payments Area" bank account.**

SEPA is very useful to move between European Union countries; nevertheless, you should consider opening a bank account in France if you want to work or do an internship in France and if you need to do administrative procedures in France (CAF, payment of electricity bills...).

In order to facilitate this, we have arranged an agreement with a SOCIETE GENERALE BANK. To find out about their offer, [Click here.](#)

Required documents for opening a bank account in France:

- ID (passport or European ID card)
- French VISA (for students outside the EU)
- Proof of residence in France (telephone or electricity bill, rent receipt, proof of residence of the person who is hosting you, etc.)
- Student card or school certificate

Note:

Opening an account can be a one-day process and payment instruments (bank/debit cards and checkbooks) usually arrive between a week and ten days after the account is opened.

OFFERS NEGOCIATED FOR YOU

**BANK
ACCOUNT
€80
FREE**

**BANKING
SERVICE
€1
per year
for 2 years**

**SAVINGS
ACCOUNT
€20
FREE**

**INTERNATIONAL
OPTION
€2
per month**

Offer valid until 31/12/2023 in all participating branches, subject to proof of student enrolment and acceptance by the branch. Legal guardian must be present for minors. Terms and conditions applicable as of 01/07/2020. ADVERTISINGDOCUMENT WITH NO CONTRACTUAL VALUE.

 **SOCIÉTÉ
GÉNÉRALE**

2. STUDY IN PARIS



HEALTH

French Health Insurance allows foreign students to benefit from social coverage during their studies in France. It is mandatory and is free of charge. To increase the amount of your health expenses reimbursed, you can subscribe to a complementary mutual insurance.

Registration is entirely done by students once they have arrived in France. A certificate from the school will be requested during the registration process. This certificate can only be obtained after the school has registered with your program coordinator. The French health care system offers a limited coverage of 70%.

REGISTRATION PROCESS:

All process is completely online using this platform: : www.etudiant-etranger.ameli.fr

You will have to submit the following documents:

- ID (passport or other document)
- A valid residence permit « Titre de séjour »
- A complete copy of your birth certificate
- Student registration certificate (delivered by GEM)
- IBAN (bank details)
- Other documents depending on your country of origin

More information can be found on our [Brochure](#)

European students:

You must contact the health service of your country of origin and ask for the European Health Card valid for your stay in France (academic year). Otherwise, you will have to join the French health system upon arrival. To know more about European Health Insurance Card(EHIC) [Click here](#)

Note! International students must be covered by their own health insurance for the first 4 to 6 months of their stay in France until they are officially registered and covered by the French system.

2. STUDY IN PARIS

LIVING IN PARIS

Preparing your budget

For a worry-free university year, it is essential to prepare your study period in France. Estimating your budget is crucial. Following are the main expenses to plan for. These figures are given as an indication. In large cities, prices are often close to those in Paris

BUDGET SUMMARY

Upon arrival

Type of expense

Amount (in €)

- Hotel (2 – 3 star) - 70 – 120 per night approx.
- Accommodation through a real estate agency - 1200 – 2400 1st month rent including deposit & administrative fees
- Accommodation with a property owner - 1100 – 2200 1st month rent including deposit & administrative fees
- Private student residence - 1000 – 2000 1st month rent including deposit & administrative fees
- Eating out - 10 – 30 per meal
- Fiscal Stamp - 50 – 60 per year *Only for visa holders
- Contribution Vie Etudiants et Campus (CVEC) - 100 for the academic year 2023 - 24

Total recommended cash in hand upon arrival (Traveler's Cheques recommended) - 1600 – 2600 approx.

To learn more on how to manage your budget, [click here](#).

👉 These figures are indicative only and may vary



2. STUDY IN PARIS



**LIVING
IN PARIS**

DINING

Noon, morning or evening, at home or away, French or international. Depending on your mood, you can dine out, cook at home or have it delivered. The best way to eat, even in the land of table arts, is the way you want to.

As a student, you can enjoy a full meal, including starter, main course and dessert, for 3.30 euros upon showing your student card.

Consult the " Restauration " on <https://www.crous-paris.fr/se-restaurer/> to get more information on the Crous cafeterias, such as the one closest to your place of study or the one that is open the latest.

IZLY CONTACTLESS PAYMENT:

All Crous restaurants use the [Izly](#) contactless payment system.

It's much easier because you can recharge your account online or on the Izly mobile application, and it's safer because the money on your account is not lost if you lose your card. For Paris Academy students, the Izly card is the same card as the student card. To activate the Izly card, you just have to create an online account with your GEM email address.

A few restaurants nearby Pantin Campus

60 Bd de la Villette, 75019 Paris

33 Rue du Département, 75018 Paris

Libre-service Sorbonne – Clignancourt Paris 18

8 Cr des Humanités, 93300 Aubervilliers

For more information about dining in France, check out our [brochure](#)

2. STUDY IN PARIS

LIVING IN PARIS

GETTING AROUND

In Paris, there are plenty of ways to get around every day. Public transport, bicycle or a car, you can choose how to get around on a daily basis. As a student, you can often take advantage of a reduced-rate pass.



Paris Metro:

(Métro in French, Subway or Underground in English) is the fastest way to get around the city. It is an underground system with 16 interconnected lines and is also connected to the RER express train.

Signs on the metro are usually the letter M, or the words Métro or Métropolitain. The lines are numbered from 1 to 14, and there are two additional lines called 3bis and 7bis. It runs between Sunday and Thursday from 5:30 am to 1 am and until 2 am on Friday and Saturday.



RER: Paris RER is a regional

rail transport system that connects the center of the capital to its suburbs. RER stands for Réseau Express Régional.

It also completes the Paris metro, offering Parisians and tourists a more extensive transportation network in the center of Paris. The RER also connects the city center to Charles de Gaulle Airport, Disneyland and Versailles.

Map of the Paris RER:

This express train has five lines (A, B, C, D and E), over 250 stations and runs on 365 miles of track. The lines most frequented by tourists are A, B and C.

RER A: connects Disneyland Paris to downtown.

RER B: connects Charles de Gaulle airport to the city center.

RER C: Its destinations are Orly airport and the Château de Versailles.



Paris Tramway:

Paris tramways disappeared completely in 1957 but were reintroduced at the end of the 20th century, when the RATP decided that this comfortable, clean (it produces zero emissions) and inexpensive to build means of transportation was ideal.



2. STUDY IN PARIS

LIVING IN PARIS

GETTING AROUND



Paris Tramway: Lines:

There are currently seven tram lines in Paris:

T1: Connects Saint-Denis with Noisy-le-Sec in the north of the city.

T2: Connects La Défense with Porte de Versailles in the south.

T3: Links Pont du Garigliano (a RER station) with the metro station Porte d'Ivry.

T5: Runs between Marché de Saint-Denis and Garges-Sarcelles.

T6: Connects Châtillon – Montrouge with Vélizy-Villacoublay

T7: Runs between Villejuif – Louis Aragon and Athis-Mons.

T8: Connects Saint-Denis- Porte de Paris with Épinay – Orgemont.

Between 2020 and 2021, Paris plans on introducing 2 new tramway lines, T9 and T10.



Paris City Buses:

A major and convenient way to get around Paris is by bus. Paris buses make 60 daytime trips and 40 overnight trips.

Sometimes it can be faster than the RER or metro, as in many cases it is the shortest distance between two points in Paris and allows you to enjoy the view, while the bus passes through many attractions and areas of the city.

Bus schedules in Paris vary considerably depending on the different bus lines. In general, they start at 7 a.m. and end at 8:30 p.m. from Monday to Saturday, although the main bus lines run until 12:30 a.m. In addition, some buses do not run on Sundays or holidays. More information can be found [Here](#).

We recommend using the metro or RER during rush hour, as traffic jams are common in the French capital and you may be stuck for several hours instead of enjoying the city.

Fares:

Various types of tickets are available: the [T+ ticket](#) (single trip) and weekly or monthly cards: [Paris Visite](#) and [Passe Navigo](#).

For more information please visit the site of the [RATP](#) (Parisian Transit Authority).



2. STUDY IN PARIS

LIVING IN PARIS GETTING AROUND



Paris Taxis:

Paris licensed cabs are normal cars with a "Taxi Parisien" sign on the roof. Inside, they must be equipped with a taximeter and a badge with the driver's license number.

They are obliged to take you to the address you request. However, Parisian cab drivers have been known to refuse to give you a ride if they feel that the journey is inconvenient or if you carry too much luggage, for example.

Rates:

Average price per kilometer (1 kilometer is 0,745 miles)

Monday to Saturday (10 am – 5 pm): € 0.96

Monday to Saturday (5 pm – 10 pm): € 1.17

Sunday (7 am – 12 am): € 1.21

Sunday night and public holidays: € 1.47

Extra charge for the fourth passenger: € 3

Extra charge per suitcase (from the second suitcase onwards): € 1

For a waiting period of one hour: between € 30.33 and € 35.05



Paris by bicycle:

Velib' Métropole

Launched in 2007, this pioneering bike-sharing service aims to promote new mobility in greater Paris. It operates in Paris and its suburbs, enabling users to find and rent an electric or mechanical bike at many stations ("docking stations") in the city and its surroundings.

Users can rent a bike and drop it off at any docking station. To know more about subscription plans, visit [Velib' Métropole](#) website


To find docking stations and available bicycles, go to the ["Find a docking point"](#)

The Navigo pass can be combined with other passes to rent a self-service bicycle.

To find out how to activate and use to hire a Vélib' at a docking station watch this [tutorials](#).



2. STUDY IN PARIS



LIVING
IN PARIS



GOING OUT

French capital has a rich history that is worth knowing before strolling along its famous boulevards.

Paris has crossed the centuries by affirming its personality. Today, it is known worldwide for its monuments and its gentle way of life. Capital of fashion, gastronomy or luxury... Parisian culture offers many assets for travelers. Discover its history but also its geographical position, to better prepare your stay!

MUSEUMS AND MONUMENTS

In Paris, each look comes across a remarkable building. A large number of museums are concentrated within the city limits, in addition to prestigious sites such as the Château de Versailles, less than an hour from the city. Some of the collections, such as the Louvre and the Musée d'Orsay, are the most priceless in the world in their field. The offer of shows is not to be outdone and that's an understatement! The Garnier and Bastille opera houses, the Parc des Princes, the Olympia, the Comédie française, the Grand Rex cinema, to name but a few, offer shows of the highest quality. World premieres are celebrated and the greatest international artists perform there.

Parisian culture also means nightlife!

Parisian nights are worthy of their reputation. Opportunities are immense and all expectations are fulfilled. Key nightlife areas are :

Avenue des Champs-Élysées, Place de la Concorde to the Arc de Triomphe, La Bastille, Pigalle , Rue Mouffetard, Rue Oberkampf (famous for its bars), Le Marais, La Butte aux Cailles, Place de la République, St. Martin's canal riverbank, Le quartier Latin, Les Halles district, Monparnasse or Rue de Lappe.

No way to get bored in the most festive city in France.

For more information on Paris' cultural agenda, [click here](#)

3. BECOMING A STUDENT IN GEM PARIS CAMPUS

ENROLMENT

Once accepted into one of GEM Paris' programs, you are required to accomplish a few essential tasks:

1. Student and Campus Life Contribution (CVEC)

Students admitted to a French higher education institution are subject to a fee called CVEC, which funds on-campus programs that enhance the student experience.

It applies to French and foreign students enrolling for a degree program in a public or private institution of higher education in France.

Exchange students on a program governed by an agreement between a home institution abroad and a host institution in France are not subject to the CVEC.

This contribution is between 95 and 100 € and can be paid online.

More information can be found on this [website](#)

2. Administrative registration:

Exchange students:

Should you be accepted to an exchange program, when officially designated, you will receive an email with instructions on how to complete your administrative registration on GEM website.

For non-EU nationals:

You can apply for a student visa with your acceptance letter if you live abroad, or apply for a renewal of your residence permit with this letter if you are living in France.

Once accepted, you will receive a mail from your program coordinator.

To meet your coordinator in GEM Paris Campus [click here](#)

📌 Exchange students:

Prior to your departure, you must sign your study contract which lists the courses you will take at GEM, as well as the equivalent courses at your home university. Upon successful completion of these courses, you will receive credit for the equivalent courses to obtain your final degree at your home institution.



3. BECOMING A STUDENT IN GEM PARIS CAMPUS

ORIENTATION WEEKS



Orientation Weeks (O-Weeks)

Is a program of social and academic activities designed to introduce students to both school and life in Paris. Orientation Weeks are held each year before the start of classes to help students integrate into GEM and the French culture prior to the start of the school year.

it offers social events, a variety of activities, study and support programs to help students become familiar with their campus, meet people and feel ready for the year ahead. Most importantly, it's about feeling connected and comfortable with GEM and enjoying a good time.

Orientation is an important part of entering GEM, so it is essential to attend. Some orientation sessions are mandatory, while others are simply a great way to get to know other students.

Mandatory information and orientation sessions are usually organized by your faculty or school. "Getting Started" information sessions are organized by the Student Integration Services. They are mandatory for all international students. In addition to the mandatory sessions, we also recommend that you use all possibilities, starting with the development of academic and personal skills and ending with "speed friending".

Orientation Weeks Activities:

1 - Mandatory welcome sessions for international students :

In which you can get information about Services that will help you in your personal and academic life. (French Culture, Accommodation services, health services, immigration services)

- A tour of the campus.

2 - Induction Week: Which starts with Induction Day. On that day, you will acquire the following:

- Academic information
- key information about your program.

Also in this week :

- You will discover services such as the library, learning services, career services, etc.
- Events and activities relevant to your program, where you will have the opportunity to connect with other students and make friends.
- Association Day



3. BECOMING A STUDENT IN GEM PARIS CAMPUS

RESOURCES

Learning Center



Pierre Itard Our librarian, trained in information science, will assist you in your documentation and information research.

Contact:

library.paris@grenoble-em.com

Our Learning center welcomes you on Paris Pantin Campus but also online 24/24: library.grenoble-em.com

A 120m² space (about 70 seats) for individual or group work. 400 books selected by the faculty and adapted to GEM courses.

Innovative services:

- Workshops, trainings & Moodle courses.
- Loan of tablets and e-readers.
- Collaborative work spaces and equipment.
- Automatic terminals for research and autonomous management of loans.
- PIC - Prêt Inter Campus : occasional transmission of a book between Grenoble and Paris.

Online resources:

- Selected databases in the fields of international or specialized news, academic, financial, corporate, market research...
- Recommended ebooks (Syllabi)
- Best dissertations/theses
- Online kiosks to consult the daily press (newspapers and magazines)

Also discover the list of all the [libraries in Paris](#) and how to get there. 57 lending libraries and 15 heritage and special libraries.

Opening hours:

- Monday - Friday : 8h00 - 20h00



3. BECOMING A STUDENT IN GEM PARIS CAMPUS

RESOURCES

IT SERVICES

Upon acceptance into the program and prior to the induction week, you will receive your login and password to access the online resources.

It allows you to access your GEM student portal where you can access to:

- GEM Mail
- Your schedule
- Moodle (Interactive learning spaces allow you to access and download resources related to your courses and communicate with your teachers.)
- Administration documents
- Career Service
- School Social Network
- Courses content and objectives
- Library

An IT support

Our E-CENTER allows students to borrow a computer using their student card.

Additionally, our technical staff can help you with any problems you may encounter on your computer or difficulty logging in.

Wi-Fi is available all over the building.

Contact: e-center.paris@grenoble-em.com

Opening hours:

- Monday - Friday : 8h30 - 19h00



3. BECOMING A STUDENT IN GEM PARIS CAMPUS



ASSOCIATIONS

GEM has a total of 22 student associations that organize nearly 700 events per year. Participating in the School's community life is almost essential for a successful career and a fulfilling education: it facilitates integration, provides a place for professional experimentation, and is a place to meet and live...



Sara WAFI

Students' Office



sportive




professionals



Amateurs of the table



The communicators



Special Events



Cultural



[▶ Virtual visit of the association hallway](#)

3. BECOMING A STUDENT IN GEM PARIS CAMPUS

CSR (Corporate Social Responsibility) 1st FRENCH ZERO WASTE CAMPUS!

Corporate social responsibility consists of integrating environmental and social issues into decision making. This is a major challenge in the era of global climate change. As natural disasters multiply, a question arises for all companies, regardless of their size and sector of activity: how to implement this famous CSR approach as quickly as possible?


Anas TAA'BANI



GEM Paris campus has committed to going Zero Waste. The aim is not only to recycle waste, but also to reduce, reuse and salvage our materials. Students will be encouraged to use their own cup at the coffee machines.

- 20% reused furniture
- 50% reused multimedia equipment
- NO PLASTIC waste produced
- RECYCLING bins

#socialimpact #green #sustainable #0waste



4. Practical information

UNIVERSITY CALENDAR

First Semester

- **International students welcome days:**
August 28th – September 1st
- **Intensive French Week:**
August 28th – September 1st
- **Induction week:**
6th – 8th September
- **Course start date:**
September 11th.
- **National Holiday:**
November 1st
November 11th
- **Revision week:**
4th – 8th December
- **Exams:**
11th – 15th December
- **Winter Vacation:**
December 18th – January 7th



Kindly refer to the calendar for key dates.

MS degree students are requested to follow the information sent by their program coordinator.

August

M	T	W	T	F	S	S
	1	2	3	4	5	6
7	8	9	10	11	12	13
14	15	16	17	18	19	20
21	22	23	24	25	26	27
28	29	30	31			

September

M	T	W	T	F	S	S
				1	2	3
4	5	6	7	8	9	10
11	12	13	14	15	16	17
18	19	20	21	22	23	24
25	26	27	28	29	30	

October

M	T	W	T	F	S	S
						1
2	3	4	5	6	7	8
9	10	11	12	13	14	15
16	17	18	19	20	21	22
23	24	25	26	27	28	29
30	31					

November

M	T	W	T	F	S	S
		1	2	3	4	5
6	7	8	9	10	11	12
13	14	15	16	17	18	19
20	21	22	23	24	25	26
27	28	29	30			

December

M	T	W	T	F	S	S
				1	2	3
4	5	6	7	8	9	10
11	12	13	14	15	16	17
18	19	20	21	22	23	24
25	26	27	28	29	30	31

WE

International students welcome week

Classes

Intensive French Week

Induction Week

National Holiday

Revision week

Exams

Vacation

4. Practical information

Acronyms

- **ANEF:** Administration Numérique pour les Étrangers en France (Digital Administration for Foreigners in France)
- **APL:** Aide Personnalisée au Logement (Government Housing help)
- **CAF:** Caisse d'Allocations Familiales (Family Allocations Office)
- **CEAM:** Carte Européenne d'Assurance Maladie (European Health Insurance Card)
- **CMU:** Couverture Maladie Universelle (Universal Health Coverage Scheme)
- **CPAM:** Caisse Primaire d'Assurance Maladie (Health Care Insurance Fund)
- **CROUS:** Centre Régional des Œuvres Universitaires et Scolaires (Regional University Services Centre)
- **FLE:** Français Langue Étrangère (French as a Foreign Language)
- **RATP:** Régie Autonome des Transports Parisiens (Public Transport Operator in Paris)
- **RER:** Réseau Express Régional (Regional Express Network)
- **RIB:** Relevé d'Identité Bancaire (Bank account details)
- **SAMU:** Service d'Aide Médicale Urgente (Emergency Medical Services)
- **SNCF:** Société Nationale des Chemins de fer Français (French National Railway Company)
- **TER:** Train Express Régional (Regional Express Train)
- **TCV:** Train à Grande Vitesse (High-Speed Rail Service)
- **VLS-T:** Visa Long Séjour Temporaire (Temporary Long-Stay Visa)
- **VLS-TS:** Visa Long Séjour valant Titre de Séjour (Long-Stay Visa Valid as a Residence Permit)



The good plans

Savings available with your GEM student card

EXCLUSIVE DISCOUNTS IN FRANCE

Only for holders of the ISIC card



- 35%
- 7%*
- Until -10%
- 5%*
- 27%
- 25%
- 45%
- Until -40%
- Until -60%
- 5%*

- 40%
- Until -10%
- Until -100€
- Until -20%
- Until -50%
- 35%
- Until -20%
- 10%*
- 25%
- 35%

- 4%*
- Until -25%
- 5%*
- 5€
- 50%
- 30%
- 30%
- 45%
- Until -20%
- Until -35%

- 50%
- Until -60€
- Until -15%
- Until -60€
- 10%
- 30%
- 15€
- Until -40%

* Discounts valid on gift cards

MORE ON WWW.ISIC.FR AND ON THE ISIC FRANCE APP

ISIC Available for free on

4. Practical information

Check-lists



while still
in home
country

REMEMBER TO BRING:

- A birth certificate.
- Your admission letter to GEM
- A photocopy of your last Diploma
- Enough cash and/or a bank card with you to cover your initial costs once in France
- For Special need students:

Remember to bring your medical documents with you, preferably with a French translation

Procedures to be done:

- Apply for a visa in your local French consulate in your country of residence (for non-European students)
- Apply for your European Health Insurance Card (for European students only)
- Look for a housing

UPON
ARRIVAL

Procedures to be done:

- Find an apartment
- Validate your VLS-TS online (for non-European students)
- Open a bank account
- Take out a housing insurance policy as soon as you have an address in France
- Register with the French health insurance (student without a European Health Insurance Card)
- Obtain proof of Civil liability insurance (you can get this from your insurance company, or a bank it can also be included on your rent contract)
- Obtain proof of payment of the CVEC or exemption from having to pay this (for students to whom this applies)
- Proceed to administrative enrolment
- Get in touch with your program Coordinator

Contact !

 *Abir Saleh*

 *studentintegrationparis@grenoble-em.com*

 *+33 (0) 18 70 30 748*

Act Think Impact